

















































TCR 2024

SERIES

DIGITAL AUTOSPORT OF UKRAINE

Season Standings































#	Driver	Car	Country	Points	Oran Park	Oulton Park	Lime Rock	Zolder	Charlotte	WG	OSCH
1	Illia Rakitin			686	90	104	108	104	98	86	96
2	Serhii Butsev			541	89	79	76	76	77	78	66
3	Cameron De Bastos			541	74	82	76	77	79	78	75
4	Janneman Pruis			501	0	78	77	82	89	85	90
5	Vladyslav Mikhno			466	70	80	81	73	87	0	75
6	Dmytro Zalozhnikov			460	91	73	0	32	87	94	83
7	Deny Pro			459	75	62	84	95	0	69	74
8	Steven Kernick			355	76	67	63	75	0	0	74
9	Anton Ivashchenko			350	0	0	82	90	0	88	90
9	Danylo Donets			340	66	69	63	69	0	73	0
11	Evgeny Afanasev			338	85	77	0	0	88	88	0
12	Viacheslav Kholod			315	30	29	55	67	0	68	66
13	Bohdan Cheshenko			278	68	76	64	0	0	70	0
14	Yevhen Molchaniuk			247	70	68	73	0	36	0	0
15	Samir Kaddoura			238	87	89	62	0	0	0	0
16	Jaco Grobler			200	0	0	57	73	0	0	70
17	Vladyslav Mykhailenko			86	0	0	0	0	0	0	86
18	Brayan Saeta			67	0	0	67	0	0	0	0
19	Saif Rawahi			66	66	0	0	0	0	0	0
20	Thor Tulloh			65	0	0	65	0	0	0	0
21	Zachary Fisher			63	0	63	0	0	0	0	0
22	Anatoliy Savitskiy			63	0	0	63	0	0	0	0
23	Vladyslav Sotolynskiy			62	0	0	62	0	0	0	0
24	Serhii Yaniuk			36	0	0	0	0	0	36	0

TCR 2024

SERIES

DIGITAL AUTOSPORT OF UKRAINE

Український Залік










#	Driver	Car	Country	Points	Oran Park	Oulton Park	Lime Rock	Zolder	Charlotte	WG	OSCH
1	Illia Rakitin			686	90	104	108	104	98	86	96
2	Serhii Butsev			541	89	79	76	76	77	78	66
3	Vladyslav Mikhno			466	70	80	81	73	87	0	75
4	Dmytro Zalozhnikov			460	91	73	0	32	87	94	83
5	Deny Pro			459	75	62	84	95	0	69	74
6	Anton Ivashchenko			350	0	0	82	90	0	88	90
7	Danylo Donets			340	66	69	63	69	0	73	0
8	Evgeny Afanasev			338	85	77	0	0	88	88	0
9	Viacheslav Kholod			315	30	29	55	67	0	68	66
9	Bohdan Cheshenko			278	68	76	64	0	0	70	0
11	Yevhen Molchaniuk			247	70	68	73	0	36	0	0
12	Vladyslav Mykhailenko			86	0	0	0	0	0	0	86
13	Anatoliy Savitskiy			63	0	0	63	0	0	0	0
14	Vladyslav Sotynskyi			62	0	0	62	0	0	0	0
15	Serhii Yaniuk			36	0	0	0	0	0	36	0

TCR 2024

SERIES

DIGITAL AUTOSPORT OF UKRAINE

Team Standings




#	Team	Country	Points	Oran	Oulton	LR	Zolder	Charlotte	WG	OSCH
1	Team RLR Dmytro Zalozhnikov \ Illia Rakitin		1146	181	177	108	136	185	180	179
2	Team Heaped Together Janneman Pruis \ Cameron De Bastos		1118	150	160	153	159	168	163	165
3	2P-Race Serhii Butsev \ Bohdan Cheshenko		819	157	155	140	76	77	148	66
4	Proton Racing Deny Pro \ Anton Ivashchenko		700	75	125	84	95	0	157	164
5	Steward Racing Team Yevhen Molchaniuk \ Danylo Donets		587	136	137	136	69	36	73	0
6	Laughing Gas Racers Vladyslav Mikhno \ Thor Tulloh		531	70	80	146	73	87	0	75
7	M.C.S.R.B.Team Viacheslav Kholod		315	30	29	55	67	0	68	66
8	Automóvil Club de Cuba Samir Kaddoura \ Brayán Saeta		129	0	0	129	0	0	0	0
9	Hyundai Enjoyers Mykola Vladimov \ Vladyslav Solotynskyi		62	0	0	62	0	0	0	0

TCR 2024

SERIES

DIGITAL AUTOSPORT OF UKRAINE

Manufacture Standings

#	Car	Points
1		304
2		279
3		264

Round 1 Oran Park

QUAL												
Fin Pos	Car	Name	Start Pos	Car #	Interval	Qualify Time	Average Lap Time	Fastest Lap Time	Laps Comp	Inc	League Points	League Agg Points
1	Hyundai Elantra N TCR	Samir Kaddoura	0	12	-00.000	1:11.500	1:11.997	1:11.500	6	5	6	6
2	Hyundai Elantra N TCR	Evgeny Afanasev	0	17	-00.326	1:11.827	1:12.490	1:11.827	5	4	5	5
3	Honda Civic Type R TCR	Dmytro Zalozhnikov	0	666	-00.420	1:11.920	1:12.194	1:11.920	5	1	4	4
4	Audi RS 3 LMS TCR	Serhii Butsev	0	73	-00.466	1:11.967	1:12.748	1:11.967	5	1	3	3
5	Hyundai Elantra N TCR	Cameron De Bastos	0	9	-00.631	1:12.132	1:12.708	1:12.132	6	5	2	2
6	Honda Civic Type R TCR	Illia Rakitin	0	375	-00.633	1:12.134	1:12.662	1:12.134	4	4	1	1
7	Honda Civic Type R TCR	Saif Rawahi	0	24	-00.865	1:12.366	1:13.340	1:12.366	5	5	0	0
8	Hyundai Elantra N TCR	Deny Pro	0	69	-00.973	1:12.474	1:12.474	1:12.474	2	3	0	0
9	Hyundai Veloster N TCR	Steven Kernick	0	38	-01.121	1:12.622	1:13.368	1:12.622	3	0	0	0
10	Audi RS 3 LMS TCR	Bohdan Cheshenko	0	46	-01.246	1:12.747	1:12.747	1:12.747	4	2	0	0
11	Honda Civic Type R TCR	Danylo Donets	0	161	-01.671	1:13.172	1:13.849	1:13.172	5	4	0	0
12	Hyundai Veloster N TCR	Yevhen Molchaniuk	0	0	-01.830	1:13.331	1:13.349	1:13.331	5	5	0	0
13	Honda Civic Type R TCR	Vladyslav Mikhno	0	131	-01.860	1:13.361	1:13.799	1:13.361	4	7	0	0
14	Honda Civic Type R TCR	Viacheslav Kholod	0	21	-00.000		00.000		0	0	0	0
RACE 1												
Fin Pos	Car	Name	Start Pos	Car #	Interval	Qualify Time	Average Lap Time	Fastest Lap Time	Laps Comp	Inc	League Points	League Agg Points
1	Honda Civic Type R TCR	Illia Rakitin	6	375	-00.000		1:13.493	1:11.169	25	1	49	50
2	Hyundai Elantra N TCR	Samir Kaddoura	1	12	-14.127		1:14.059	1:11.069	25	2	45	51
3	Honda Civic Type R TCR	Dmytro Zalozhnikov	3	666	-17.846		1:14.207	1:11.501	25	2	42	46
4	Hyundai Elantra N TCR	Cameron De Bastos	5	9	-49.023		1:15.454	1:11.893	25	14	40	42
5	Honda Civic Type R TCR	Vladyslav Mikhno	13	131	-50.426		1:15.510	1:12.539	25	7	39	39
6	Hyundai Veloster N TCR	Steven Kernick	9	38	-50.784		1:15.525	1:11.559	25	1	38	38
7	Audi RS 3 LMS TCR	Serhii Butsev	4	73	-1:25.900		1:16.930	1:11.455	25	21	37	40
8	Hyundai Elantra N TCR	Deny Pro	8	69	-00.000		1:17.192	1:11.683	24	14	36	36
9	Audi RS 3 LMS TCR	Bohdan Cheshenko	10	46	-00.000		1:17.954	1:12.846	24	8	35	35
10	Hyundai Elantra N TCR	Evgeny Afanasev	2	17	-00.000		1:18.085	1:10.904	24	9	36	41
11	Hyundai Veloster N TCR	Yevhen Molchaniuk	12	0	-00.000		1:18.110	1:11.975	24	9	33	33
12	Honda Civic Type R TCR	Danylo Donets	11	161	-00.000		1:18.952	1:12.634	24	7	32	32
13	Honda Civic Type R TCR	Saif Rawahi	7	24	-00.000		1:26.483	1:12.868	22	21	31	31
RACE 2												
Fin Pos	Car	Name	Start Pos	Car #	Interval	Qualify Time	Average Lap Time	Fastest Lap Time	Laps Comp	Inc	League Points	League Agg Points
1	Audi RS 3 LMS TCR	Serhii Butsev	4	73	-00.000		1:13.672	1:11.134	25	7	49	89
2	Honda Civic Type R TCR	Dmytro Zalozhnikov	8	666	-10.152		1:14.078	1:11.252	25	6	45	91
3	Hyundai Elantra N TCR	Evgeny Afanasev	1	17	-10.647		1:14.098	1:10.951	25	7	44	85
4	Honda Civic Type R TCR	Illia Rakitin	10	375	-10.735		1:14.101	1:11.054	25	10	40	90
5	Hyundai Elantra N TCR	Deny Pro	3	69	-23.190		1:14.600	1:11.142	25	9	39	75
6	Hyundai Veloster N TCR	Steven Kernick	5	38	-33.978		1:15.031	1:11.641	25	7	38	76
7	Hyundai Veloster N TCR	Yevhen Molchaniuk	11	0	-38.820		1:15.224	1:12.249	25	14	37	70
8	Hyundai Elantra N TCR	Samir Kaddoura	9	12	-45.907		1:15.508	1:11.088	25	9	36	87
9	Honda Civic Type R TCR	Saif Rawahi	13	24	-1 L		1:17.047	1:12.163	24	20	35	66
10	Honda Civic Type R TCR	Danylo Donets	12	161	-1 L		1:17.367	1:12.727	24	15	34	66
11	Audi RS 3 LMS TCR	Bohdan Cheshenko	2	46	-1 L		1:17.558	1:12.138	24	3	33	68
12	Hyundai Elantra N TCR	Cameron De Bastos	7	9	-1 L		1:18.948	1:11.631	24	15	32	74
13	Honda Civic Type R TCR	Vladyslav Mikhno	6	131	-2 L		1:20.361	1:12.507	23	10	31	70

Round 2 Oulton Park

QUAL													
Fin Pos	Car	Name	Start Pos	Car #	Interval	Penalty	Qualify Time	Average Lap Time	Fastest Lap Time	Laps Comp	Inc	League Points	League Agg Points
1	Honda Civic Type R TCR	Illia Rakitin	0	375	-00.000		1:40.528	1:40.822	1:40.528	4	1	6	6
2	Hyundai Elantra N TCR	Samir Kaddoura	0	13	-00.403		1:40.931	1:41.270	1:40.931	4	2	5	5
3	Hyundai Veloster N TCR	Janneman Pruis	0	814	-00.783		1:41.311	1:41.700	1:41.311	4	0	4	4
4	Honda Civic Type R TCR	Dmytro Zalozhnikov	0	666	-01.087		1:41.615	1:42.198	1:41.615	4	1	3	3
5	Audi RS 3 LMS TCR	Bohdan Cheshenko	0	46	-01.178		1:41.706	1:42.027	1:41.706	3	2	2	2
6	Hyundai Elantra N TCR	Evgeny Afanasev	0	17	-01.307		1:41.835	1:41.835	1:41.835	4	3	1	1
7	Honda Civic Type R TCR	Danylo Donets	0	161	-01.395		1:41.923	1:42.817	1:41.923	4	4	0	0
8	Hyundai Elantra N TCR	Cameron De Bastos	0	147	-01.735		1:42.263	1:42.263	1:42.263	3	9	0	0
9	Hyundai Veloster N TCR	Yevhen Molchaniuk	0	0	-01.972		1:42.500	1:42.500	1:42.500	2	2	0	0
10	Honda Civic Type R TCR	Vladyslav Mikhno	0	131	-01.982		1:42.510	1:43.105	1:42.510	4	1	0	0
11	Hyundai Veloster N TCR	Steven Kernick	0	38	-02.053		1:42.581	1:43.179	1:42.581	4	2	0	0
12	Audi RS 3 LMS TCR	Serhii Butsev	0	73	-00.000		00.000	00.000	00.000	2	6	0	0
13	Hyundai Elantra N TCR	Deny Pro	0	69	-00.000		00.000	00.000	00.000	4	6	0	0
14	Honda Civic Type R TCR	Viacheslav Kholod	0	21	-00.000		00.000	00.000	00.000	0	0	0	0
15	Hyundai Elantra N TCR	Zachary Fisher	0	15	-00.000		00.000	00.000	00.000	0	0	0	0
RACE 1													
Fin Pos	Car	Name	Start Pos	Car #	Interval	Penalty	Qualify Time	Average Lap Time	Fastest Lap Time	Laps Comp	Inc	League Points	League Agg Points
1	Hyundai Elantra N TCR	Samir Kaddoura	2	13	-00.000			1:55.530	1:40.981	16	7	49	54
2	Honda Civic Type R TCR	Illia Rakitin	1	375	-06.540			1:55.939	1:40.499	16	4	47	53
3	Audi RS 3 LMS TCR	Serhii Butsev	12	73	-09.639			1:56.132	1:40.914	16	10	42	42
4	Hyundai Veloster N TCR	Janneman Pruis	3	814	-14.598			1:56.443	1:40.831	16	2	40	44
5	Honda Civic Type R TCR	Dmytro Zalozhnikov	4	666	-23.800			1:57.018	1:41.213	16	4	39	42
6	Honda Civic Type R TCR	Vladyslav Mikhno	10	131	-34.715			1:57.700	1:42.259	16	2	38	38
7	Hyundai Elantra N TCR	Cameron De Bastos	8	147	-38.169			1:57.916	1:41.783	16	11	37	37
8	Hyundai Elantra N TCR	Evgeny Afanasev	6	17	-40.127	30 sec		1:56.163	1:41.360	16	8	36	37
9	Audi RS 3 LMS TCR	Bohdan Cheshenko	5	46	-41.362			1:58.115	1:41.534	16	11	35	37
10	Hyundai Veloster N TCR	Steven Kernick	11	38	-48.637			1:58.570	1:41.638	16	4	34	34
11	Honda Civic Type R TCR	Danylo Donets	7	161	-52.817			1:58.831	1:42.209	16	5	33	33
12	Hyundai Elantra N TCR	Deny Pro	13	69	-1:20.715	5 sec		2:00.262	1:40.971	16	12	32	32
13	Hyundai Elantra N TCR	Zachary Fisher	15	15	-1:29.824			2:01.144	1:42.114	16	14	31	31
14	Hyundai Veloster N TCR	Yevhen Molchaniuk	9	0	-00.000			4:07.121	00.000	2	6	30	30
RACE 2													
Fin Pos	Car	Name	Start Pos	Car #	Interval	Penalty	Qualify Time	Average Lap Time	Fastest Lap Time	Laps Comp	Inc	League Points	League Agg Points
1	Honda Civic Type R TCR	Illia Rakitin	9	375	-00.000			1:43.638	1:40.390	18	14	51	104
2	Hyundai Elantra N TCR	Cameron De Bastos	3	147	-12.019			1:44.306	1:41.572	18	17	45	82
3	Honda Civic Type R TCR	Vladyslav Mikhno	4	131	-20.049			1:44.752	1:42.016	18	6	42	80
4	Hyundai Elantra N TCR	Evgeny Afanasev	7	17	-20.216			1:44.761	1:40.603	18	2	40	77
5	Audi RS 3 LMS TCR	Bohdan Cheshenko	2	46	-22.616			1:44.895	1:41.844	18	5	39	76
6	Hyundai Veloster N TCR	Yevhen Molchaniuk	14	0	-22.639			1:44.895	1:41.921	18	7	38	68
7	Audi RS 3 LMS TCR	Serhii Butsev	8	73	-25.750			1:45.068	1:40.818	18	15	37	79
8	Honda Civic Type R TCR	Danylo Donets	11	161	-39.231			1:45.817	1:41.931	18	6	36	69
9	Hyundai Elantra N TCR	Samir Kaddoura	10	13	-53.748			1:46.624	1:40.743	18	19	35	89
10	Hyundai Veloster N TCR	Janneman Pruis	6	814	-1:02.850			1:47.130	1:40.970	18	10	34	78

Round 3 Lime Rock Park

QUAL													
Fin Pos	Car	Name	Start Pos	Car #	Interval	Penalty	Qualify Time	Average Lap Time	Fastest Lap Time	Laps Comp	Inc	League Points	League Agg Points
1	Honda Civic Type R TCR	Illia Rakitin	0	375	-00.000		56.438	56.757	56.438	9	3	6	6
2	Hyundai Elantra N TCR	Deny Pro	0	69	-00.047		56.485	56.690	56.485	8	4	5	5
3	Audi RS 3 LMS TCR	Serhii Butsev	0	73	-00.414		56.853	57.480	56.853	8	1	4	4
4	Hyundai Elantra N TCR	Samir Kaddoura	0	12	-00.415		56.854	57.152	56.854	8	5	3	3
5	Hyundai Veloster N TCR	Janneman Pruis	0	814	-00.623		57.062	58.138	57.062	5	0	2	2
6	Hyundai Elantra N TCR	Cameron De Bastos	0	147	-00.675		57.113	57.327	57.113	6	4	1	1
7	Audi RS 3 LMS TCR	Anton Ivashchenko	0	22	-00.682		57.120	59.852	57.120	8	4	0	0
8	Honda Civic Type R TCR	Thor Tulloh	0	9	-00.959		57.398	57.946	57.398	7	7	0	0
9	Audi RS 3 LMS TCR	Anatoliy Savitskiy	0	24	-00.992		57.430	57.694	57.430	5	4	0	0
10	Honda Civic Type R TCR	Vladyslav Mikhno2	0	131	-01.150		57.588	58.071	57.588	8	1	0	0
11	Hyundai Elantra N TCR	Vladyslav Solotynskiy	0	74	-02.002		58.441	58.923	58.441	4	8	0	0
12	Honda Civic Type R TCR	Danylo Donets	0	161	-02.057		58.495	59.348	58.495	9	3	0	0
13	Hyundai Elantra N TCR	Brayan Saeta	0	17	-02.147		58.585	59.138	58.585	7	7	0	0
14	Hyundai Elantra N TCR	Jaco Grobler	0	11	-02.225		58.664	58.961	58.664	7	3	0	0
15	Hyundai Veloster N TCR	Steven Kernick	0	38	-02.239		58.678	59.513	58.678	8	1	0	0
16	Hyundai Veloster N TCR	Yevhen Molchaniuk	0	0	-02.426		58.865	58.919	58.865	8	7	0	0
17	Honda Civic Type R TCR	Viacheslav Kholod	0	21	-04.733		1:01.172	1:01.866	1:01.172	9	8	0	0
18	Audi RS 3 LMS TCR	Bohdan Cheshenko Ua	0	46	-00.000			00.000		0	0	0	0
RACE 1													
Fin Pos	Car	Name	Start Pos	Car #	Interval	Penalty	Qualify Time	Average Lap Time	Fastest Lap Time	Laps Comp	Inc	League Points	League Agg Points
1	Honda Civic Type R TCR	Illia Rakitin	1	375	-00.000			58.158	56.456	31	12	51	57
2	Hyundai Elantra N TCR	Deny Pro	2	69	-03.739			58.278	56.582	31	12	45	50
3	Hyundai Elantra N TCR	Samir Kaddoura	4	12	-06.186			58.357	56.659	31	4	42	45
4	Audi RS 3 LMS TCR	Anton Ivashchenko	7	22	-14.088			58.612	56.866	31	5	40	40
5	Audi RS 3 LMS TCR	Serhii Butsev	3	73	-14.519			58.626	56.691	31	18	39	43
6	Honda Civic Type R TCR	Thor Tulloh	8	9	-22.017			58.868	57.205	31	5	38	38
7	Hyundai Elantra N TCR	Cameron De Bastos	6	147	-28.908			59.090	57.178	31	13	37	38
8	Honda Civic Type R TCR	Vladyslav Mikhno2	10	131	-44.118			59.581	57.511	31	6	36	36
9	Hyundai Veloster N TCR	Janneman Pruis	5	814	-48.037			59.707	57.016	31	8	35	37
10	Hyundai Veloster N TCR	Yevhen Molchaniuk	16	0	-57.205			1:00.002	57.573	31	10	34	34
11	Honda Civic Type R TCR	Danylo Donets	12	161	-00.000			1:00.293	57.372	30	14	33	33
12	Hyundai Veloster N TCR	Steven Kernick	15	38	-00.000			1:00.741	58.085	30	10	32	32
13	Hyundai Elantra N TCR	Brayan Saeta	13	17	-00.000			1:00.783	58.341	30	10	31	31
14	Hyundai Elantra N TCR	Vladyslav Solotynskiy	11	74	-00.000			1:01.096	57.869	30	13	30	30
15	Audi RS 3 LMS TCR	Bohdan Cheshenko Ua	18	46	-00.000			1:01.532	56.851	30	11	29	29
16	Hyundai Elantra N TCR	Jaco Grobler	14	11	-00.000			1:02.461	57.941	29	13	28	28
17	Honda Civic Type R TCR	Viacheslav Kholod	17	21	-00.000			1:07.864	1:00.702	27	17	27	27
18	Audi RS 3 LMS TCR	Anatoliy Savitskiy	9	24	-00.000			1:02.677	57.310	24	4	26	26
RACE 2													
Fin Pos	Car	Name	Start Pos	Car #	Interval	Penalty	Qualify Time	Average Lap Time	Fastest Lap Time	Laps Comp	Inc	League Points	League Agg Points
1	Honda Civic Type R TCR	Illia Rakitin	10	375	-00.000			1:00.930	56.442	30	11	51	108
2	Honda Civic Type R TCR	Vladyslav Mikhno2	3	131	-19.655			1:01.585	57.352	30	3	45	81
3	Audi RS 3 LMS TCR	Anton Ivashchenko	7	22	-25.207			1:01.770	57.007	30	15	42	82

4	Hyundai Veloster N TCR	Janneman Pruis	2	814	-25.543			1:01.781	56.886	30	13	40	77
5	Hyundai Veloster N TCR	Yevhen Molchaniuk	1	0	-35.145			1:02.101	57.766	30	9	39	73
6	Hyundai Elantra N TCR	Cameron De Bastos	4	147	-35.307	10 sec		1:01.773	57.090	30	19	38	76
7	Audi RS 3 LMS TCR	Anatoliy Savitskiy	18	24	-45.112			1:02.433	57.194	30	14	37	63
8	Hyundai Elantra N TCR	Brayan Saeta	13	17	-51.012			1:02.630	57.798	30	4	36	67
9	Audi RS 3 LMS TCR	Bohdan Cheshenko U	15	46	-64.080	20 sec		1:02.399	57.080	30	9	35	64
10	Hyundai Elantra N TCR	Deny Pro	9	69	-1:56.569			1:04.815	56.628	30	20	34	84
11	Audi RS 3 LMS TCR	Serhii Butsev	6	73	-1 L			1:03.520	56.887	29	21	33	76
12	Hyundai Elantra N TCR	Vladyslav Solotynskiy	14	74	-1 L			1:03.531	57.400	29	20	32	62
13	Hyundai Veloster N TCR	Steven Kernick	12	38	-1 L			1:03.549	57.980	29	9	31	63
14	Honda Civic Type R TCR	Danylo Donets	11	161	-1 L			1:03.886	57.843	29	16	30	63
15	Hyundai Elantra N TCR	Jaco Grobler	16	11	-1 L			1:04.671	57.820	29	9	29	57
16	Honda Civic Type R TCR	Viacheslav Kholod	17	21	-2 L			1:06.776	1:00.382	28	24	28	55
17	Honda Civic Type R TCR	Thor Tulloh	5	9	-13 L			1:08.408	57.326	17	22	27	65
18	Hyundai Elantra N TCR	Samir Kaddoura	8	12	-20 L	-9 points		2:08.407	1:07.055	10	29	17	62

#	Car	Name	# Race	Penalty
1	Audi RS 3 LMS TCR	Bohdan Cheshenko	Race 2	20 sec
2	Hyundai Elantra N TCR	Cameron De Bastos	Race 2	10 sec
2	Hyundai Elantra N TCR	Samir Kaddoura	Race 2	-9 points

Round 4 Zolder

QUAL													
Fin Pos	Car	Name	Start Pos	Car #	Interval	Penalty	Qualify Time	Average Lap Time	Fastest Lap Time	Laps Comp	Inc	League Points	League Agg Points
1	Honda Civic Type R TCR	Illia Rakitin	0	375	-00.000		1:39.429	1:41.368	1:39.429	4	3	6	6
2	Hyundai Veloster N TCR	Janneman Pruis	0	814	-00.258		1:39.687	1:41.374	1:39.687	4	1	5	5
3	Hyundai Elantra N TCR	Deny Pro	0	69	-00.909		1:40.339	1:40.339	1:40.339	4	13	4	4
4	Audi RS 3 LMS TCR	Anton Ivashchenko	0	22	-01.153		1:40.582	1:40.582	1:40.582	3	2	3	3
5	Hyundai Elantra N TCR	Cameron De Bastos	0	147	-02.047		1:41.477	1:41.477	1:41.477	3	5	2	2
6	Audi RS 3 LMS TCR	Serhii Butsev	0	73	-02.213		1:41.643	1:41.643	1:41.643	2	4	1	1
7	Hyundai Veloster N TCR	Steven Kernick	0	38	-02.244		1:41.674	1:43.646	1:41.674	4	2	0	0
8	Hyundai Elantra N TCR	Jaco Grobler	0	8	-02.258		1:41.688	1:42.655	1:41.688	4	0	0	0
9	Honda Civic Type R TCR	Danylo Donets	0	161	-02.368		1:41.798	1:41.798	1:41.798	4	5	0	0
10	Honda Civic Type R TCR	Vladyslav Mikhno2	0	131	-06.851		1:46.281	1:46.702	1:46.281	3	3	0	0
11	Honda Civic Type R TCR	Viacheslav Kholod	0	21	-07.970		1:47.400	1:48.117	1:47.400	3	8	0	0
12	Honda Civic Type R TCR	Dmitro Zalozhnikov	0	666	-00.000			00.000		0	0	0	0
RACE 1													
Fin Pos	Car	Name	Start Pos	Car #	Interval	Penalty	Qualify Time	Average Lap Time	Fastest Lap Time	Laps Comp	Inc	League Points	League Agg Points
1	Hyundai Elantra N TCR	Deny Pro	3	69	-00.000			1:49.847	1:40.501	17	16	49	53
2	Honda Civic Type R TCR	Illia Rakitin	1	375	-09.417			1:50.401	1:39.559	17	9	47	53
3	Audi RS 3 LMS TCR	Anton Ivashchenko	4	22	-17.676			1:50.886	1:39.621	17	12	42	45
4	Hyundai Veloster N TCR	Janneman Pruis	2	814	-18.793			1:50.952	1:39.837	17	10	40	45
5	Hyundai Veloster N TCR	Steven Kernick	7	38	-25.513			1:51.347	1:40.288	17	8	39	39
6	Hyundai Elantra N TCR	Jaco Grobler	8	8	-53.923			1:53.018	1:41.289	17	8	38	38
7	Hyundai Elantra N TCR	Cameron De Bastos	5	147	-1:08.549			1:53.879	1:39.927	17	12	37	39
8	Honda Civic Type R TCR	Danylo Donets	9	161	-00.000			1:57.535	1:42.352	16	13	36	36
9	Audi RS 3 LMS TCR	Serhii Butsev	6	73	-00.000			1:59.255	1:40.970	16	28	35	36
10	Honda Civic Type R TCR	Vladyslav Mikhno2	10	131	-00.000			1:59.456	1:43.253	16	20	34	34
11	Honda Civic Type R TCR	Viacheslav Kholod	11	21	-00.000			2:03.807	1:46.541	16	20	33	33
12	Honda Civic Type R TCR	Dmitro Zalozhnikov	12	666	-00.000			00.000		0	0	32	32
RACE 2													
Fin Pos	Car	Name	Start Pos	Car #	Interval	Penalty	Qualify Time	Average Lap Time	Fastest Lap Time	Laps Comp	Inc	League Points	League Agg Points
1	Honda Civic Type R TCR	Illia Rakitin	9	375	-00.000			1:52.487	1:39.336	16	16	51	104
2	Audi RS 3 LMS TCR	Anton Ivashchenko	8	22	-03.021			1:52.676	1:39.726	16	18	45	90
3	Hyundai Elantra N TCR	Deny Pro	10	69	-05.287			1:52.817	1:40.779	16	14	42	95
4	Audi RS 3 LMS TCR	Serhii Butsev	2	73	-06.209			1:52.876	1:40.603	16	16	40	76
5	Honda Civic Type R TCR	Vladyslav Mikhno2	1	131	-19.737			1:53.721	1:42.574	16	5	39	73
6	Hyundai Elantra N TCR	Cameron De Bastos	4	147	-19.764			1:53.723	1:39.980	16	9	38	77
7	Hyundai Veloster N TCR	Janneman Pruis	7	814	-20.360			1:53.760	1:40.069	16	5	37	82
8	Hyundai Veloster N TCR	Steven Kernick	6	38	-31.463			1:54.454	1:40.681	16	6	36	75
9	Hyundai Elantra N TCR	Jaco Grobler	5	8	-54.802			1:55.912	1:41.862	16	16	35	73
10	Honda Civic Type R TCR	Viacheslav Kholod	11	21	-2:06.099			2:00.368	1:47.786	16	27	34	67
11	Honda Civic Type R TCR	Danylo Donets	3	161	-15 L			1:53.784		1	1	33	69
12	Honda Civic Type R TCR	Dmitro Zalozhnikov	12	666	-16 L			00.000		0	0	0	32

Round 5 Charlotte

QUAL													
Fin Pos	Car	Name	Start Pos	Car #	Interval	Penalty	Qualify Time	Average Lap Time	Fastest Lap Time	Laps Comp	Inc	League Points	League Agg Points
1	Honda Civic Type R TCR	Illia Rakitin	0	375	-00.000		1:25.187	1:26.052	1:25.187	5	3	6	6
2	Honda Civic Type R TCR	Vladyslav Mikhno2	0	131	-00.960		1:26.147	1:27.142	1:26.147	5	0	5	5
3	Honda Civic Type R TCR	Dmitro Zalozhnikov	0	666	-01.330		1:26.517	1:27.245	1:26.517	4	0	4	4
4	Hyundai Elantra N TCR	Cameron De Bastos	0	147	-01.708		1:26.895	1:26.895	1:26.895	4	4	3	3
5	Hyundai Veloster N TCR	Janneman Pruis	0	814	-02.002		1:27.189	1:27.727	1:27.189	4	0	2	2
6	Hyundai Elantra N TCR	Evgeny Afanasev	0	17	-03.308		1:28.495	1:28.498	1:28.495	5	3	1	1
7	Audi RS 3 LMS TCR	Serhii Butsev	0	73	-03.415		1:28.602	1:28.602	1:28.602	3	3	0	0
8	Hyundai Veloster N TCR	Yevhen Molchaniuk	0	0	-00.000		00.000	00.000	00.000	0	0	0	0
RACE 1													
Fin Pos	Car	Name	Start Pos	Car #	Interval	Penalty	Qualify Time	Average Lap Time	Fastest Lap Time	Laps Comp	Inc	League Points	League Agg Points
1	Honda Civic Type R TCR	Illia Rakitin	1	375	-00.000		1:25.187	1:27.654	1:25.263	21	7	51	57
2	Honda Civic Type R TCR	Dmitro Zalozhnikov	3	666	-12.009		1:26.517	1:28.226	1:25.726	21	0	45	49
3	Hyundai Veloster N TCR	Janneman Pruis	5	814	-16.875		1:27.189	1:28.457	1:25.948	21	5	42	44
4	Honda Civic Type R TCR	Vladyslav Mikhno2	2	131	-20.774		1:26.147	1:28.643	1:26.261	21	0	40	45
5	Hyundai Elantra N TCR	Cameron De Bastos	4	147	-23.296		1:26.895	1:28.763	1:26.273	21	7	39	42
6	Hyundai Elantra N TCR	Evgeny Afanasev	6	17	-1:14.218		1:28.495	1:31.188	1:26.615	21	5	38	39
7	Audi RS 3 LMS TCR	Serhii Butsev	7	73	-1:14.338		1:28.602	1:31.194	1:25.961	21	10	37	37
8	Hyundai Veloster N TCR	Yevhen Molchaniuk	8	0	-00.000		00.000	00.000	00.000	0	0	36	36
RACE 2													
Fin Pos	Car	Name	Start Pos	Car #	Interval	Penalty	Qualify Time	Average Lap Time	Fastest Lap Time	Laps Comp	Inc	League Points	League Agg Points
1	Honda Civic Type R TCR	Illia Rakitin	8	375	-08.604		1:25.187	1:28.848	1:24.952	21	10	41	98
2	Hyundai Veloster N TCR	Janneman Pruis	6	814	-02.059		1:27.189	1:28.536	1:25.688	21	3	45	89
3	Hyundai Elantra N TCR	Evgeny Afanasev	3	17	-00.000		1:28.495	1:28.438	1:26.230	21	2	49	88
4	Honda Civic Type R TCR	Vladyslav Mikhno2	5	131	-03.025		1:26.147	1:28.582	1:26.279	21	2	42	87
5	Honda Civic Type R TCR	Dmitro Zalozhnikov	7	666	-52.854		1:26.517	1:30.955	1:25.902	21	5	38	87
6	Hyundai Elantra N TCR	Cameron De Bastos	4	147	-54.394		1:26.895	1:31.028	1:25.878	21	10	37	79
7	Audi RS 3 LMS TCR	Serhii Butsev	2	73	-08.333		1:28.602	1:28.835	1:25.780	21	12	40	77
8	Hyundai Veloster N TCR	Yevhen Molchaniuk	1	0	-21 L		00.000	00.000	00.000	0	0	0	36

Round 6 Watkins Glen

QUAL													
Fin Pos	Car	Name	Start Pos	Car #	Interval	Penalty	Qualify Time	Average Lap Time	Fastest Lap Time	Laps Comp	Inc	League Points	League Agg Points
1	Honda Civic Type R TCR	Illia Rakitin	0	375	-00.000		1:59.443	2:03.965	1:59.443	3	0	6	6
2	Honda Civic Type R TCR	Dmitro Zalozhnikov	0	666	-00.469		1:59.912	1:59.982	1:59.912	3	1	5	5
3	Honda Civic Type R TCR	Serhii Yaniuk	0	92	-00.664		2:00.107	2:00.748	2:00.107	3	0	4	4
4	Hyundai Veloster N TCR	Janneman Pruis	0	814	-01.054		2:00.497	2:00.816	2:00.497	2	1	3	3
5	Audi RS 3 LMS TCR	Anton Ivashchenko	0	22	-01.415		2:00.858	2:01.102	2:00.858	3	0	2	2
6	Hyundai Elantra N TCR	Evgeny Afanasev	0	17	-01.804		2:01.247	2:01.304	2:01.247	3	2	1	1
7	Honda Civic Type R TCR	Danylo Donets	0	161	-02.681		2:02.124	2:02.150	2:02.124	3	2	0	0
8	Hyundai Elantra N TCR	Cameron De Bastos	0	147	-03.522		2:02.965	2:03.115	2:02.965	3	3	0	0
9	Honda Civic Type R TCR	Viacheslav Kholod	0	21	-04.823		2:04.266	2:04.703	2:04.266	3	1	0	0
10	Audi RS 3 LMS TCR	Bohdan Cheshenko Ua	0	46	-05.950		2:05.394	2:05.394	2:05.394	2	3	0	0
11	Audi RS 3 LMS TCR	Serhii Butsev	0	73	-00.000			00.000		1	3	0	0
12	Hyundai Elantra N TCR	Deny Pro	0	69	-00.000			00.000		0	0	0	0
RACE 1													
Fin Pos	Car	Name	Start Pos	Car #	Interval	Penalty	Qualify Time	Average Lap Time	Fastest Lap Time	Laps Comp	Inc	League Points	League Agg Points
1	Honda Civic Type R TCR	Dmitro Zalozhnikov	2	666	-00.000			2:03.215	1:59.968	15	1	49	54
2	Honda Civic Type R TCR	Illia Rakitin	1	375	-00.425			2:03.244	1:59.833	15	2	47	53
3	Hyundai Elantra N TCR	Evgeny Afanasev	6	17	-12.427			2:04.044	2:00.417	15	2	42	43
4	Hyundai Veloster N TCR	Janneman Pruis	4	814	-27.095			2:05.022	2:00.861	15	5	40	43
5	Hyundai Elantra N TCR	Cameron De Bastos	8	147	-1:00.339			2:07.238	2:03.015	15	5	39	39
6	Audi RS 3 LMS TCR	Serhii Butsev	11	73	-1:01.230			2:07.297	2:00.614	15	11	38	38
7	Audi RS 3 LMS TCR	Anton Ivashchenko	5	22	-1:02.845			2:07.405	2:00.448	15	13	37	39
8	Honda Civic Type R TCR	Danylo Donets	7	161	-1:17.504			2:08.382	2:02.833	15	9	36	36
9	Audi RS 3 LMS TCR	Bohdan Cheshenko Ua	10	46	-00.000			2:15.177	2:03.445	14	7	35	35
10	Honda Civic Type R TCR	Viacheslav Kholod	9	21	-00.000			2:16.132	2:05.312	14	11	34	34
11	Hyundai Elantra N TCR	Deny Pro	12	69	-00.000			2:18.105	2:00.770	14	3	33	33
12	Honda Civic Type R TCR	Serhii Yaniuk	3	92	-00.000			2:08.802	2:00.426	8	4	32	36
RACE 2													
Fin Pos	Car	Name	Start Pos	Car #	Interval	Penalty	Qualify Time	Average Lap Time	Fastest Lap Time	Laps Comp	Inc	League Points	League Agg Points
1	Audi RS 3 LMS TCR	Anton Ivashchenko	4	22	-00.000			2:03.992	2:00.954	15	11	49	88
2	Hyundai Elantra N TCR	Evgeny Afanasev	8	17	-01.217			2:04.073	2:00.573	15	6	45	88
3	Hyundai Veloster N TCR	Janneman Pruis	7	814	-08.447			2:04.555	2:01.165	15	9	42	85
4	Audi RS 3 LMS TCR	Serhii Butsev	5	73	-21.723			2:05.440	2:01.031	15	14	40	78
5	Hyundai Elantra N TCR	Cameron De Bastos	6	147	-25.107			2:05.666	2:01.398	15	14	39	78
6	Honda Civic Type R TCR	Dmitro Zalozhnikov	10	666	-27.016			2:05.793	1:59.741	15	6	40	94
7	Honda Civic Type R TCR	Danylo Donets	3	161	-1:25.723			2:09.707	2:02.148	15	9	37	73
8	Hyundai Elantra N TCR	Deny Pro	11	69	-1:26.873			2:09.783	2:00.815	15	13	36	69
9	Audi RS 3 LMS TCR	Bohdan Cheshenko Ua	2	46	-1:28.745			2:09.909	2:03.971	15	15	35	70
10	Honda Civic Type R TCR	Viacheslav Kholod	1	21	-1:29.249			2:09.942	2:04.247	15	22	34	68
11	Honda Civic Type R TCR	Illia Rakitin	9	375	-1:56.335			2:11.747	2:00.150	15	9	33	86
12	Honda Civic Type R TCR	Serhii Yaniuk	12	92	-15 L			00.000		0	0	0	36

Round 7 Oschersleben

QUAL													
Fin Pos	Car	Name	Start Pos	Car #	Interval	Penalty	Qualify Time	Average Lap Time	Fastest Lap Time	Laps Comp	Inc	League Points	League Agg Points
1	Honda Civic Type R TCR	Illia Rakitin	0	375	-00.000		1:36.132	1:40.679	1:36.132	4	2	6	6
2	Hyundai Elantra N TCR	Deny Pro	0	69	-00.192		1:36.324	1:36.814	1:36.324	5	0	5	5
3	Audi RS 3 LMS TCR	Vladyslav Mykhailenko	0	64	-00.263		1:36.395	1:36.817	1:36.395	5	0	4	4
4	Hyundai Veloster N TCR	Janneman Pruis	0	814	-00.554		1:36.686	1:37.487	1:36.686	3	1	3	3
5	Audi RS 3 LMS TCR	Anton Ivashchenko	0	22	-00.727		1:36.859	1:37.045	1:36.859	4	0	2	2
6	Honda Civic Type R TCR	Dmitro Zalozhnikov	0	666	-00.732		1:36.864	1:36.864	1:36.864	4	3	1	1
7	Audi RS 3 LMS TCR	Serhii Butsev	0	73	-01.725		1:37.858	1:37.858	1:37.858	3	4	0	0
8	Honda Civic Type R TCR	Vladyslav Mikhno2	0	131	-02.320		1:38.452	1:38.642	1:38.452	4	0	0	0
9	Hyundai Elantra N TCR	Cameron De Bastos	0	147	-02.364		1:38.497	1:38.624	1:38.497	4	1	0	0
10	Hyundai Veloster N TCR	Steven Kernick	0	38	-02.773		1:38.906	1:39.840	1:38.906	4	0	0	0
11	Hyundai Elantra N TCR	Jaco Grobler	0	8	-03.550		1:39.682	1:40.085	1:39.682	4	1	0	0
12	Honda Civic Type R TCR	Viacheslav Kholod	0	21	-05.822		1:41.954	1:41.954	1:41.954	1	1	0	0
RACE 1													
Fin Pos	Car	Name	Start Pos	Car #	Interval	Penalty	Qualify Time	Average Lap Time	Fastest Lap Time	Laps Comp	Inc	League Points	League Agg Points
1	Audi RS 3 LMS TCR	Anton Ivashchenko	5	22	-00.000			1:39.067	1:36.482	19	1	49	51
2	Honda Civic Type R TCR	Illia Rakitin	1	375	-05.498			1:39.356	1:36.325	19	7	45	51
3	Audi RS 3 LMS TCR	Vladyslav Mykhailenko	3	64	-08.673			1:39.523	1:36.553	19	13	42	46
4	Honda Civic Type R TCR	Dmitro Zalozhnikov	6	666	-09.376			1:39.560	1:36.512	19	10	40	41
5	Hyundai Elantra N TCR	Cameron De Bastos	9	147	-40.592			1:41.203	1:38.183	19	4	39	39
6	Hyundai Veloster N TCR	Janneman Pruis	4	814	-44.723			1:41.421	1:37.218	19	10	38	41
7	Honda Civic Type R TCR	Vladyslav Mikhno2	8	131	-49.901			1:41.693	1:37.923	19	6	37	37
8	Hyundai Elantra N TCR	Jaco Grobler	11	8	-1:05.710			1:42.525	1:38.953	19	2	36	36
9	Hyundai Veloster N TCR	Steven Kernick	10	38	-1:10.911			1:42.799	1:37.978	19	2	35	35
10	Audi RS 3 LMS TCR	Serhii Butsev	7	73	-1:22.489			1:43.408	1:37.149	19	5	34	34
11	Honda Civic Type R TCR	Viacheslav Kholod	12	21	-00.000			1:48.840	1:41.124	18	18	33	33
12	Hyundai Elantra N TCR	Deny Pro	2	69	-00.000			1:51.960	1:36.199	17	4	34	39
RACE 2													
Fin Pos	Car	Name	Start Pos	Car #	Interval	Penalty	Qualify Time	Average Lap Time	Fastest Lap Time	Laps Comp	Inc	League Points	League Agg Points
1	Hyundai Veloster N TCR	Janneman Pruis	5	814	-00.000			1:39.910	1:37.211	19	3	49	90
2	Honda Civic Type R TCR	Illia Rakitin	9	375	-00.125			1:39.917	1:36.676	19	10	45	96
3	Honda Civic Type R TCR	Dmitro Zalozhnikov	7	666	-08.214			1:40.343	1:36.992	19	2	42	83
4	Audi RS 3 LMS TCR	Vladyslav Mykhailenko	8	64	-13.626			1:40.627	1:37.034	19	15	40	86
5	Hyundai Veloster N TCR	Steven Kernick	2	38	-19.512			1:40.938	1:37.617	19	2	39	74
6	Honda Civic Type R TCR	Vladyslav Mikhno2	4	131	-25.699			1:41.263	1:37.740	19	4	38	75
7	Audi RS 3 LMS TCR	Anton Ivashchenko	10	22	-46.030			1:42.333	1:36.592	19	22	39	90
8	Hyundai Elantra N TCR	Cameron De Bastos	6	147	-47.328			1:42.401	1:39.085	19	14	36	75
9	Hyundai Elantra N TCR	Deny Pro	12	69	-53.254			1:42.713	1:36.824	19	11	35	74
10	Hyundai Elantra N TCR	Jaco Grobler	3	8	-1 L			1:48.282	1:38.485	18	8	34	70
11	Honda Civic Type R TCR	Viacheslav Kholod	11	21	-2 L			1:52.220	1:42.918	17	25	33	66
12	Audi RS 3 LMS TCR	Serhii Butsev	1	73	-15 L			2:25.308		4	7	32	66